

DESIGN CHANGE OF FINGER SAFE PANELS

Dear customer,

Let us inform you about design change of finger safe panels (FSP) in coming months.

Goal of this change is improved quality of our products and standardisation of our product range. All new FSP panels will be also available with pass doors and full glazed aluminum sections (FVE).


All residential doors with pass doors will have extra low threshold **18mm** high.

The heat transfer coefficient of the new panel (U) is $0,50 \text{ W/m}^2\text{K}$ (current $U=0,52 \text{ W/m}^2\text{K}$).


We have been working also on implementation of FVE sections with broken thermal bridge for new panels.

New panels will be available in the same designs except design lamela which will have different distance of grooves. This change will unify FSP panels with traditional industrial panels.

Current FSP design

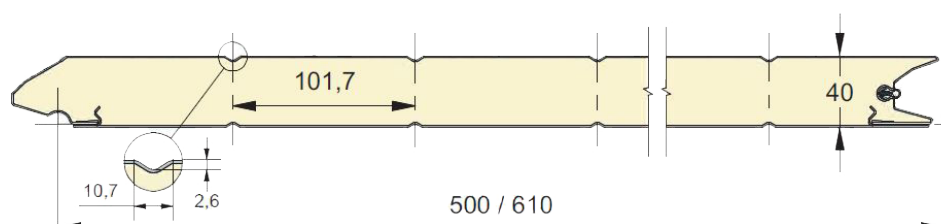


New FSP design



Due to effective stock management and transition to new panel design, there will not be possible for some projects specify, which panel will be used for production in the moment when purchase order will be received. This will not have influence to visual appearance of door.

New dimensions of lamela design





| LAMELLA | WILL BE REPLACED | WILL BE REPLACED | WILL BE REPLACED | WILL BE REPLACED | WILL BE REPLACED | |
|------------------------------|-------------------------------------|-------------------|-------------------|--------------------|-------------------|-------------------------|
| | Lamella stucco | Lamella stucco | Lamella stucco | Lamella stucco | Lamella stucco | |
| | Code - color ¹⁾ | 751 - 9002 / 9010 | 752 - 9010 / 9010 | 784 - 9005 / 9010 | 753 - 9006 / 9010 | 774 - 9007 / 9010 |
| | Height [mm] ²⁾ | 500; 610 | 500; 610 | 610 | 500; 610 | 610 |
| | Passdoor / FVE ³⁾ | Yes / Yes | Yes / Yes | Yes / Yes | Yes / Yes | Yes / Yes |
| | Structure ⁴⁾ | Stucco / Stucco | Stucco / Stucco | Stucco / Stucco | Stucco / Stucco | Stucco / Stucco |
| Finish ⁵⁾ | PES 25 µm | PES 25 µm | PES 25 µm | PES 25 µm | PES 25 µm | |
| Price list | Standard colors | Standard colors | Standard colors | Standard colors | Standard colors | |
| Door leaf composition | 2014 | 2014 | 2014 | 2014 | 2014 | |
| LAMELLA | WILL BE REPLACED | WILL BE REPLACED | WILL BE REPLACED | WILL BE REPLACED | WILL BE REPLACED | |
| | Lamella stucco | Lamella stucco | Lamella stucco | Lamella stucco | Lamella stucco | |
| | Code - color ¹⁾ | 754 - 1021 / 9010 | 755 - 3000 / 9010 | 756 - 5010 / 9010 | 757 - 6009 / 9010 | 759 - 8014 / 9010 |
| | Height [mm] ²⁾ | 610 | 610 | 610 | 610 | 610 |
| | Passdoor / FVE ³⁾ | Yes / Yes | Yes / Yes | Yes / Yes | Yes / Yes | Yes / Yes |
| | Structure ⁴⁾ | Stucco / Stucco | Stucco / Stucco | Stucco / Stucco | Stucco / Stucco | Stucco / Stucco |
| Finish ⁵⁾ | PES 25 µm | PES 25 µm | PES 25 µm | PES 25 µm | PES 25 µm | |
| Price list | Standard colors | Standard colors | Standard colors | Standard colors | Standard colors | |
| Door leaf composition | 2014 | 2014 | 2014 | 2014 | 2014 | |
| LAMELLA | WILL BE REPLACED | WILL BE REPLACED | | WILL BE REPLACED | WILL BE REPLACED | |
| | Lamella stucco | Lamella smooth | Lamella woodgrain | Lamella smooth | Lamella smooth | |
| | Code - color ¹⁾ | 758 - 7016 / 9010 | 776 - 9016 / 9010 | 664 - 9016 / 9010 | 775 - Nut / 9010 | 768 - Golden oak / 9010 |
| | Height [mm] ²⁾ | 610 | 500; 610 | 500; 610 | 500; 610 | 500; 610 |
| | Passdoor / FVE ³⁾ | Yes / Yes | Yes / Yes | Yes / Yes | Yes / Yes | Yes / Yes |
| | Structure ⁴⁾ | Stucco / Stucco | Smooth / Stucco | Woodgrain / Stucco | Smooth / Stucco | Smooth / Stucco |
| Finish ⁵⁾ | PES 25 µm | PES 25 µm | PES 25 µm | PES 35 µm | PES 35 µm | |
| Price list | Standard colors | Standard colors | Standard colors | Standard colors | Standard colors | |
| Door leaf composition | 2014 | 2014 | 2018 | 2014 | 2014 | |

¹⁾ Color of panel: outer side / inner side; ²⁾ Active height of panel contribute to the door height; ³⁾ FVE - aluminum frame section;

⁴⁾ Surface structure of panel: outer side / inner side ⁵⁾ Finish: PES - Polyester color



| FLAT | WILL BE REPLACED | | | | |
|-------------------------------------|--------------------------|--------------------------|----------------------------|--------------------------|--------------------------|
| | Flat smooth | Flat smooth | Flat smooth | Flat woodgrain | Flat stucco |
| Code - color ¹⁾ | 765 - 9010 / 9010 | 783 - 7016 / 9010 | 780 - DB 703 / 9010 | 766 - 9010 / 9010 | 779 - 9010 / 9010 |
| Height [mm] ²⁾ | 500; 610 | 500; 610 | 500; 610 | 500; 610 | 500; 610 |
| Passdoor / FVE ³⁾ | Yes / Yes | Yes / Yes | Yes / Yes | Yes / Yes | Yes / Yes |
| Structure ⁴⁾ | Smooth / Stucco | Smooth / Stucco | Smooth / Stucco | Woodgrain / Stucco | Stucco / Stucco |
| Finish ⁵⁾ | PES 25 µm | PES 25 µm | PES 25 µm | PES 25 µm | PES 25 µm |
| Price list | Standard colors | Standard colors | Standard colors | Standard colors | Standard colors |
| Door leaf composition | 2014 | 2014 | 2014 | 2014 | 2014 |

| FLAT V-PROFILE | WILL BE REPLACED | | | | |
|-------------------------------------|--------------------------|--------------------------|--------------------------|--------------------------|--------------------------|
| | Flat smooth | Flat smooth | Flat woodgrain | V-profile smooth | V-profile smooth |
| Code - color ¹⁾ | 667 - 9016 / 9010 | 668 - 7016 / 9010 | 669 - 9016 / 9010 | 767 - 9006 / 9010 | 782 - 7016 / 9010 |
| Height [mm] ²⁾ | 500; 610 | 500; 610 | 500; 610 | 500; 610 | 500; 610 |
| Passdoor / FVE ³⁾ | Yes / Yes | Yes / Yes | Yes / Yes | Yes / Yes | Yes / Yes |
| Structure ⁴⁾ | Smooth / Stucco | Smooth / Stucco | Woodgrain / Stucco | Smooth / Stucco | Smooth / Stucco |
| Finish ⁵⁾ | PES 25 µm | PES 25 µm | PES 25 µm | PES 25 µm | PES 25 µm |
| Price list | Standard colors | Standard colors | Standard colors | Standard colors | Standard colors |
| Door leaf composition | 2018 | 2018 | 2018 | 2014 | 2014 |

| CENTRAL RIB | Additional painting available just with fine or coarse structure | | | | |
|-------------------------------------|--|--------------------------|--------------------------------|------------------------------|--------------------------|
| | Central rib woodgrain | Central rib smooth | Central rib smooth | Central rib smooth | Central rib woodgrain |
| Code - color ¹⁾ | 660 - 9016 / 9010 | 663 - 9016 / 9010 | 665 - Golden oak / 9010 | 666 - Dark oak / 9010 | 661 - 7016 / 9010 |
| Height [mm] ²⁾ | 500; 610 | 500; 610 | 500; 610 | 500; 610 | 500; 610 |
| Passdoor / FVE ³⁾ | Yes / Yes | Yes / Yes | Yes / Yes | Yes / Yes | Yes / Yes |
| Structure ⁴⁾ | Woodgrain / Stucco | Polygrain / Stucco | Smooth / Stucco | Smooth / Stucco | Woodgrain / Stucco |
| Finish ⁵⁾ | PES 25 µm | PES 25 µm | PES 30 µm | PES 30 µm | PES 25 µm |
| Price list | Standard colors | Standard colors | Standard colors | Standard colors | Standard colors |
| Door leaf composition | 2018 | 2018 | 2018 | 2018 | 2018 |

¹⁾ Color of panel: outer side / inner side; ²⁾ Active height of panel contribute to the door height; ³⁾ FVE - aluminum frame section; ⁴⁾ Surface structure of panel: outer side / inner side ⁵⁾ Finish: PES - Polyester color

**CENTRAL RIB
FLAT
LAMELLA**



Central rib woodgrain

| | |
|-------------------------------------|--------------------------|
| Code – color ¹⁾ | 662 – 9005 / 9010 |
| Height [mm] ²⁾ | 500; 610 |
| Passdoor / FVE ³⁾ | Yes / Yes |
| Structure ⁴⁾ | Woodgrain / Stucco |
| Finish ⁵⁾ | PES 25 µm |
| Price list | Standard colors |
| Door leaf composition | 2018 |



¹⁾Color of panel: outer side / inner side; ²⁾Active height of panel contribute to the door height; ³⁾FVE – aluminum frame section;
⁴⁾Surface structure of panel: outer side/inner side ⁵⁾ Finish: PES – Polyester color

| | | | | | | | |
|--------------------------------|---|---|---|--|---|---|----------------------|
| STANDARD |  |  |  |  |  |  | |
| | Lamella stucco | Lamella stucco | Lamella stucco | Lamella stucco | Lamella stucco | Lamella stucco | |
| | Code-color ¹⁾ | 533-9010/9002 | 531-9002/9002 | 532-9006/9002 | 536-9007/9002 | 534-7016/9002 | 535-5010/9002 |
| | Height [mm] ²⁾ | 500; 610 | 500; 610 | 500; 610 | 500; 610 | 500; 610 | 610 |
| | Passdoor / FVE ³⁾ | Yes/Yes | Yes/Yes | Yes/Yes | Yes/Yes | Yes/Yes | Yes/Yes |
| Structure ⁴⁾ | Stucco / Stucco | Stucco / Stucco | Stucco / Stucco | Stucco / Stucco | Stucco / Stucco | Stucco / Stucco | |

| | | | | |
|--------------------------------|--|--|--|-------------------------|
| STANDARD |  |  |  | |
| | Lamella stucco | V-profil smooth | Lamella stucco | |
| | Code-color ¹⁾ | 538-8014/9002 | 539-9006/9002 | 531-80-9002/9002 |
| | Height [mm] ²⁾ | 610 | 610 | 610 |
| | Passdoor / FVE ³⁾ | Yes/Yes | Yes/Yes | No/No |
| Structure ⁴⁾ | Stucco / Stucco | Smooth / Stucco | Stucco / Stucco | |

| | | | | | | | |
|--------------------------------|---|---|---|--|---|---|----------------------|
| PROTECT |  |  |  |  |  |  | |
| | Lamella stucco | Lamella stucco | Lamella stucco | Lamella stucco | Lamella stucco | Lamella stucco | |
| | Code-color ¹⁾ | 752-9010/9010 | 751-9002/9010 | 753-9006/9010 | 774-9007/9010 | 754-1021/9010 | 755-3000/9010 |
| | Height [mm] ²⁾ | 500; 610 | 500; 610 | 500; 610 | 610 | 610 | 610 |
| | Passdoor / FVE ³⁾ | Yes/Yes | Yes/Yes | Yes/Yes | Yes/Yes | Yes/Yes | Yes/Yes |
| Structure ⁴⁾ | Stucco / Stucco | Stucco / Stucco | Stucco / Stucco | Stucco / Stucco | Stucco / Stucco | Stucco / Stucco | |

¹⁾Color of panel: outer side / inner side; ²⁾Active height of panel contribute to the door height; ³⁾FVE – aluminum frame section; ⁴⁾Surface structure of panel: outer side / inner side;

PROTECT

| | | | | | | |
|----------------------------------|-------------------------|-------------------------|-------------------------|-------------------------|-------------------------|-----------------------|
| WILL BE REPLACED | WILL BE REPLACED | WILL BE REPLACED | WILL BE REPLACED | WILL BE REPLACED | WILL BE REPLACED | |
| Lamella stucco | Lamella stucco | Lamella stucco | Lamella stucco | Lamella stucco | Lamella smooth | |
| Code-color¹⁾ | 756-5010/9010 | 757-6009/9010 | 759-8014/9010 | 758-7016/9010 | 784-9005/9010 | 6776-9016/9010 |
| Height [mm]²⁾ | 610 | 610 | 610 | 610 | 610 | 500; 610 |
| Passdoor/FVE³⁾ | Yes/Yes | Yes/Yes | Yes/Yes | Yes/Yes | Yes/Yes | Yes/Yes |
| Structure⁴⁾ | Stucco/ Stucco | Stucco/ Stucco | Stucco/Stucco | Stucco/Stucco | Stucco/ Stucco | Smooth/Stucco |

PROTECT

| | | | | | | |
|----------------------------------|-------------------------|-------------------------|-------------------------|-------------------------|-------------------------|----------------------|
| WILL BE REPLACED | WILL BE REPLACED | WILL BE REPLACED | WILL BE REPLACED | WILL BE REPLACED | WILL BE REPLACED | |
| V-profile smooth | V-profile smooth | Flat stucco | Flat smooth | Flat woodgrain | Flat smooth | |
| Code-color¹⁾ | 767-9006/9010 | 782-7016/9010 | 779-9010/9010 | 765-9010/9010 | 766-9010/9010 | 783-7016/9010 |
| Height [mm]²⁾ | 500; 610 | 500; 610 | 500; 610 | 500; 610 | 500; 610 | 500; 610 |
| Passdoor/FVE³⁾ | Yes/Yes | Yes/Yes | Yes/Yes | Yes/Yes | Yes/Yes | Yes/Yes |
| Structure⁴⁾ | Smooth/ Stucco | Smooth/ Stucco | Stucco/ Stucco | Smooth/ Stucco | Woodgrain/ Stucco | Smooth/Stucco |



¹⁾Color of panel: outer side / inner side; ²⁾Active height of panel contribute to the door height; ³⁾FVE – aluminum frame section; ⁴⁾Surface structure of panel: outer side / inner side